



*“Your point source sound solution”*

***GX 212T***

*User manual*



This manual has been designed to help GX 212T system users from Pro DG Systems to its correctly use and understand its benefits and versatility.

**Before using the product, carefully read “Precautions” section of this manual (pages 3 - 4).** Please keep this document in a safe place for future reference.

The information included in this document may be changed without prior notice. To stay up to date with the latest version of this document, we recommend that you periodically consult Pro DG Systems website.

When reselling this product, give this document to the new owner. If you supply Pro DG Systems products, please inform your customers about this document.


## Index

<b>Precautions</b> .....	<b>3 - 4</b>
<b>Warranty</b> .....	<b>4</b>
<b>Declaration of conformity</b> .....	<b>5</b>
<b>Introduction</b>	
- Description .....	<b>6</b>
- Technical datasheet .....	<b>7</b>
- Architectural specifications .....	<b>8</b>
<b>User guide</b>	
- First steps .....	<b>8</b>
- Troubleshooting .....	<b>9 - 10</b>
<b>Components</b>	
- Speaker .....	<b>11 - 12</b>
- Compression driver .....	<b>13</b>
- Horn .....	<b>14</b>
<b>Accessories</b> .....	<b>14</b>

# Precautions

Please read, keep and follow all safety and use instructions.

Important Safety Instructions.

1. Heed all warnings.
2. Do not overload the box to avoid damage to the speakers.
3. Do not use this product near water. If the box is used outdoors, make sure that no humidity can enter the box.
4. Clean only with a dry cloth.
5. Do not block any ventilation openings. Install in accordance with the manufacturer's instructions.
6. Do not install near any heat sources such as radiators, heat registers, stoves or similar (including amplifiers).
7. Do not defeat the safety purpose of the polarized or grounding-type plug. A polarized plug has two blades with one wider than the other. A grounding-type plug has two blades and a third grounding prong. The wider blade or third prong is provided for your safety. If the provided plug does not fit in your outlet, consult an electrician for replacement of the obsolete outlet.
8. Protect the power cord from being walked on or pinched, particularly at plugs, convenience receptacles, and the point where it exits from this product.
9. Only use attachments/accessories specified by the manufacturer.
-  10. Use only with the cart, stand, tripod, bracket or table specified by the manufacturer or sold with the product. When a cart is used, use caution when moving the cart/product combination to avoid injury from tip-over.
11. Unplug this product during lightning storms or when unused for long periods of time.
12. Refer all servicing to qualified personnel. Servicing is required when the product has been damaged in any way such as power-supply cord or plug is damaged, liquid has been spilled or objects have fallen into the product, the product has been exposed to rain or moisture, does not operate normally, or has been dropped.

## WARNINGS / CAUTIONS:



This symbol on the product means there is uninsulated, dangerous voltage within the product enclosure that may present a risk of electrical shock.



This symbol on the product means there are important operating and maintenance instructions in this guide.



This symbol indicates that the product cannot be treated as ordinary household waste, it must be deposited at the corresponding collection point for electrical and electronic equipment.



This product contains magnetic material. Consult your doctor on whether this might affect your implantable medical device.



Contains small parts which may be a choking hazard. Not suitable for children under age 3.

## Warranty

All the Pro DG Systems products have a 24-month warranty period, which begins from the invoice date of the first purchase.

Consult everything relevant to the warranty conditions at Pro DG Systems website: <https://prodgsystems.com/20-vc-warranty.html>

Or via email at: [info@prodgsystems.com](mailto:info@prodgsystems.com)

# Declaration of conformity

**Pro DG Systems** declares that the product with reference **GX 212T** complies with the objectives expressed in the following **European Directives**:

- Low voltage 2014/35/UE.
- Electromagnetic compatibility 2014/30/UE.
- RoHS 2011/65/UE. About restrictions on the use of certain dangerous substances in electrical and electronic equipment.
- RAEE / WEEE 2012/19/UE. About waste electrical and electronic equipment.
- General Product Safety 2023/988/UE.



And it complies with the following **European Harmonized Standards**:

- EN 60065:2014. Audio, video and analog electronic devices.
- EN 55032:2012. Electromagnetic compatibility of multimedia equipment. Part 1: emission requirements.
- EN 55103-2:2009. Electromagnetic compatibility. Part 2 Immunity.

This declaration is available for request by email: [info@prodgsystems.com](mailto:info@prodgsystems.com)

Or to be downloaded from the website: [www.prodgsystems.com](http://www.prodgsystems.com)

## Description

**GX 212T** is one of the point source systems of the new **GX Series**.

The new GX Series from **Pro DG Systems** has been developed with the purpose of offering a wide range of point source systems with the best quality-price ratio on the market. It has a completely modernized appearance, great power and reduced weight thanks to the incorporation of state-of-the-art components.

**Designed in Spain**, the new GX 212T is the double 12" passive point source system with the best quality-price ratio on the market. It is the ideal solution for long throw touring applications.



Equipped with two 12" speakers from Lavoce Italiana in a tuned enclosure. The HF section features one 1" compression driver from Celestion coupled to a rotatable diffuser, offering a dispersion of 60°x40° (H x V).

The construction of GX 212T system is made of birch plywood using CNC machining, with a special water-based paint finish with IP20 protection. Its front part is protected by a robust metal grille and acoustic foam.

Excellent to be combined with GX 215 B as bass reinforcement.

Easy to transport thanks to its compact, lightweight and ergonomic design, also offering a pleasant visual impact. It incorporates handles for easy handling.

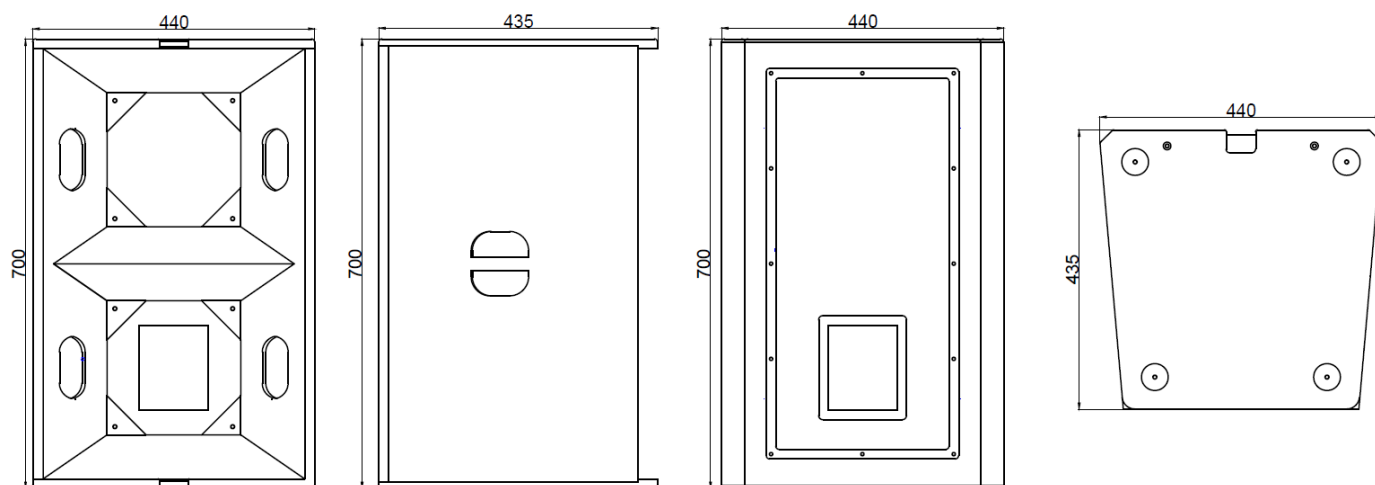
The perfect solution as main PA for long throw touring applications, frontfill and sidefill at outdoor events or permanent installation. Ideal as point source system in theaters, coverage under amphitheatres, places of worship, corporate applications and all types of events where high performance and versatility are necessary.

## Technical datasheet

<b>GX 212T</b>	
<b>Power handling</b>	900 W RMS / 1800 W program / 3600 W peak.
<b>Maximum SPL Calculation</b>	1m / 136 dB continuous / 139 dB program / 142 dB peak.
<b>Nominal impedance</b>	8 Ohm.
<b>Frequency range</b>	60 - 20000 Hz.
<b>Dispersion angle</b>	60°x40° (HxV) diffuser.
<b>MF and LF component</b>	Two 12" speakers. Ferrite. 400 W RMS.
<b>HF component</b>	One 1" compression driver. Ferrite. 100 W RMS.
<b>Frequency cut-off for MF *</b>	60 Hz Linkwitz-riley 24 filter - 2000 Hz Linkwitz-riley 24 filter.
<b>Frequency cut-off for HF *</b>	2000 Hz Linkwitz-riley 24 filter - 18 kHz Linkwitz-riley 24 filter.
<b>Frequency cut-off for subwoofer *</b>	Up to 90 Hz. Linkwitz-riley 24 filter.
<b>Connectors</b>	2 x Speakon NL4 MP.
<b>Construction</b>	Birch plywood using CNC machining. 2mm thick perforated steel front grille, with oven-dried black electrostatic powder paint finish. Includes acoustic foam.
<b>Paint</b>	Water-based paint finish with IP20 protection. Black color (standard).
<b>Dimensions (height x width x depth)</b>	700 x 440 x 435mm (27,56 x 17,32 x 17,13in).
<b>Weight</b>	32 Kg (70,55 lbs) net / 34 Kg (74,96 lbs) with packaging.

\* Disrespect the suggested frequency cuts-off on the different ways may cause components breakage.

## Architectural specifications



All measures expressed in millimeters (mm).

## User guide. First steps

### Turning On / Off

Turning on any sound system must be done from back to front. Turn on sources such as CD players first, then the mixer, then the processors, and finally the amplifiers.

When turning off the sound system, follow the reverse process, turning off the amplifiers before any other element of the system.

Both the power connector and the cabling must always be accessible and must never be covered or blocked.

To disconnect the power, remove the Speakon NL4MP type cable from the connector located on the rear plate of the equipment, perform this operation on all boxes.

**Important:** do not unplug the computer when music is playing.

## User guide. Troubleshooting

Problem	Cause	Solution
Neither unit sounds.	<ol style="list-style-type: none"> <li>1. The amplifier is not sending signal.</li> <li>2. Defective cable.</li> <li>3. Excessive number of speakers connected to the same amplifier channel.</li> </ol>	<ol style="list-style-type: none"> <li>1. Check that the amplifier is turned on and that the gain is not at minimum.               <ol style="list-style-type: none"> <li>a. Check that the signal is reaching the amplifier from the mixing console.</li> </ol> </li> <li>2. Make sure the cables are connected correctly and none are damaged. If so; use another cable.</li> <li>3. Check the minimum impedance that your amplifier can handle.</li> </ol>
No sound on one unit.	The unit is not receiving signal.	Check that the signal cable is connected correctly; if damaged, replace it.
Distorted sound signal.	The mixer or other signal is distorting.	Lower the overall mixer output level or channel gain. Check that the signal source is ok.
Distorted and very loud sound signal.	The system is being overloaded with too much input signal and has reached maximum power.	Lower the mixer output level.

<p>Noise or buzz when light controls are used in the same environment.</p>	<ol style="list-style-type: none"> <li>1. The sound system is connected to the same phase than the lights.</li> <li>2. The sound cables are too close to the light cables.</li> </ol>	<ol style="list-style-type: none"> <li>1. Connect the sound system and lighting system to different phases. Request the help of an electrician.</li> <li>2. Aleje los cables de audio de los cables de luces.</li> </ol>
<p>The system does not turn on even though the power cable is correctly connected, both to the network and to the box.</p>	<ol style="list-style-type: none"> <li>1. Defective cable.</li> <li>2. Internal fuse blown.</li> </ol>	<ol style="list-style-type: none"> <li>1. Check the cables, connectors and power outlet with a tester or multimeter.</li> <li>3. Contact your Pro DG Systems distributor or authorized professional to perform the repair.</li> </ol>

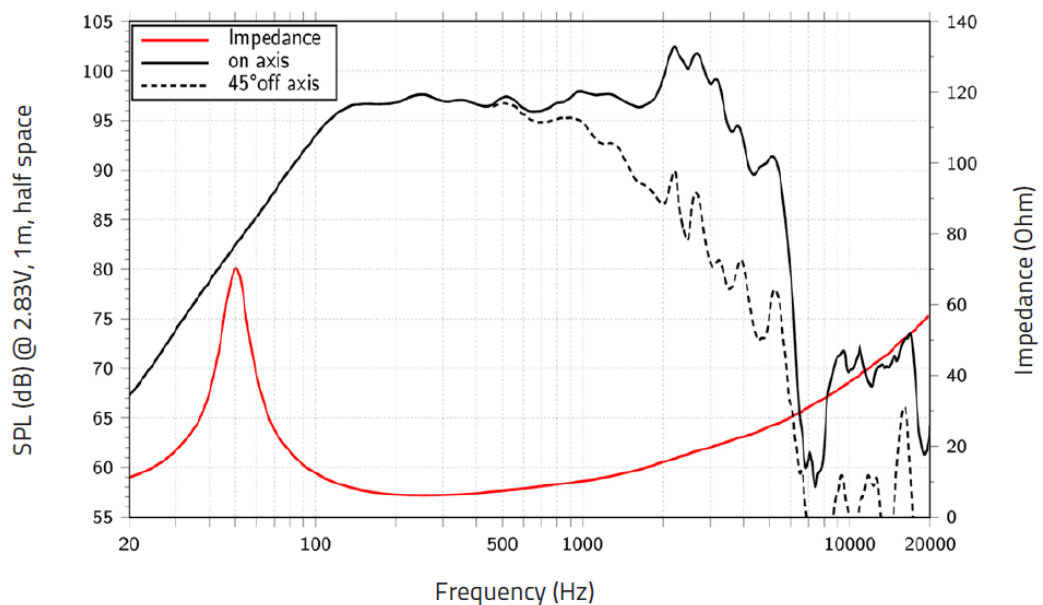


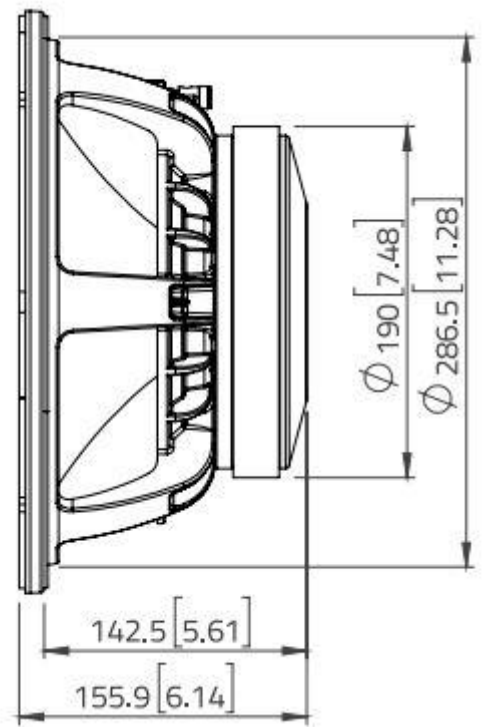
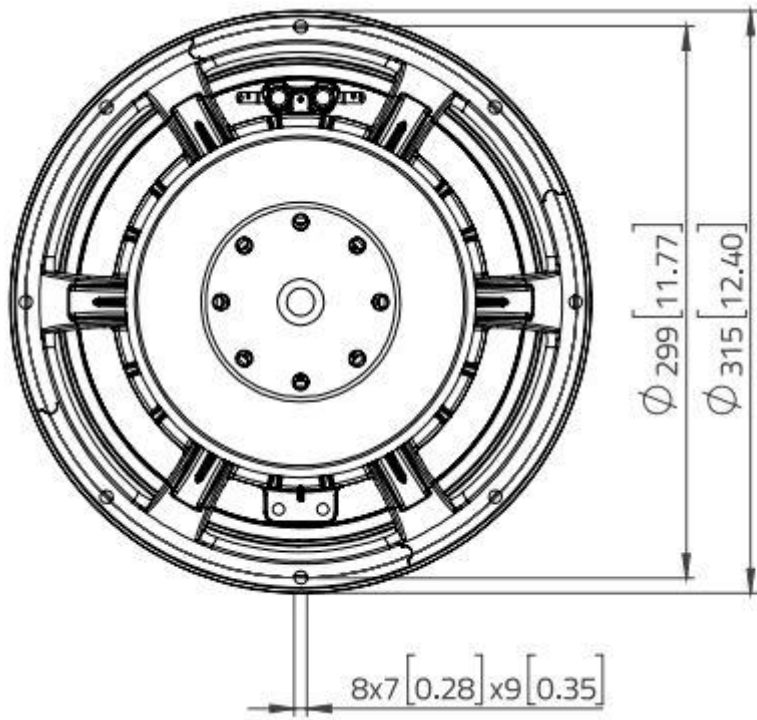
If you have any technical problem or questions about Pro DG Systems products; contact our technical support department at: [sat@prodgsystems.com](mailto:sat@prodgsystems.com)

# Speaker

GX 212T includes two 12" speakers with ferrite magnet, in charge of reproducing low and medium frequencies.

Main characteristics
Power handling of 400 W RMS / 800 W program
3 inch CCAW voice coil
FEM optimized motor and suspensions
Optimized cooling system
8.7 Kg weight
Aluminum basket driver



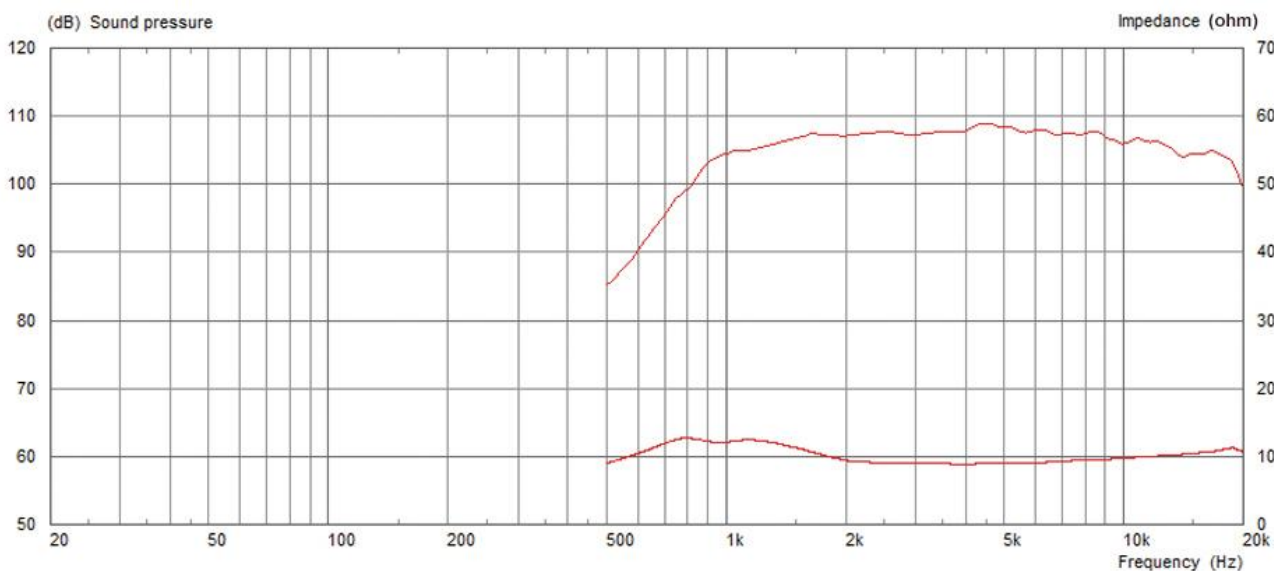


# Compression driver

The HF section of the GX 212T has one 1" compression driver with ferrite magnet, in charge of reproducing high frequencies.



Main characteristics	
Power handling of	100 W RMS / 200 W program
Diaphragm and surround	Single piece polyimide diaphragm and surround
Replacement	Integrated diaphragm and rear cover for ease replacement
Voice coil diameter	1.4 inch
Weight	1 Kg



Architectural specifications	
Width	90mm / 3.5in
Depth	46.5mm / 1.8in
Fitting	Bolt (4 x M6 holes on 76mm/3in PCD)
Throat exit	25mm / 1in
Unit weight	1.0kg / 2.2lb

## Horn

The compression driver of the GX 212T is coupled to a diffuser (horn) to offer a dispersion of 60°x40° (H x V), specifically designed to achieve maximum performance and acoustic quality in high frequencies.



Made of ABS material to offer a low weight. Specially designed to achieve a perfect blend between medium and high frequencies.

## Accessories

Complete system wiring ready to work.



**GX 212T**



**PRO DG SYSTEMS INTERNATIONAL**

P.I. Santa Bárbara. C/ Aceituneros nº 5.

41580 Casariche (Sevilla), Spain

Tel: +34 954 011 095

Cel: +34 678 548 947

[export@prodgsystems.com](mailto:export@prodgsystems.com)

[info@prodgsystems.com](mailto:info@prodgsystems.com)

[www.prodgsystems.com](http://www.prodgsystems.com)